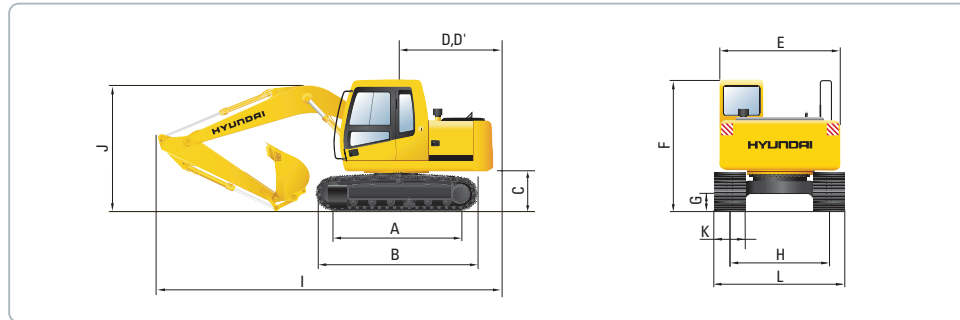


# Dimensions & Working ranged

## Dimensions R110-7

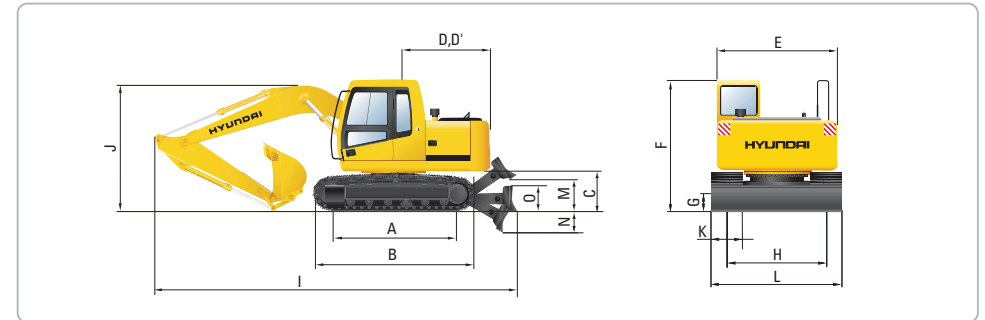


	mm (ft · in)
A Tumbler distance	2610 (8'7")
B Overall length of crawler	3340 (10'11")
C Ground clearance of counterweight	900 (2'11")
D Tail swing radius	2130 (7'0")
D' Rear-end length	2110 (6'11")
E Overall width of upperstructure	2475 (8'1")
F Overall height of cabin	2800 (9'2")
G Min. ground clearance	440 (1'5")
H Track gauge	1990 (6'6")

	※ 4300 (14' 1") Mono boom		
Boom length	1960 (6' 5")	※ 2260 (7' 5")	2810 (9' 3")
I Overall length	7240 (23' 9")	7270 (23' 10")	7230 (23' 9")
J Overall height of boom	2550 (8' 4")	2720 (8' 11")	3060 (10' 0")
K Track shoe width	500 (20")	600 (24")	700 (28")
L Overall width	2490 (8' 2")	2590 (8' 6")	2690 (8' 10")

※ Standard equipment

## Dimensions R110D-7

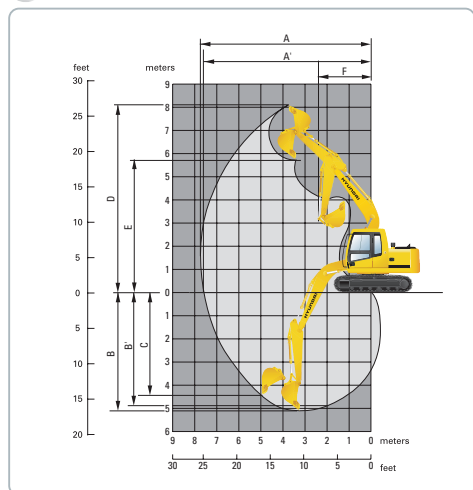


	mm (ft · in)
A Tumbler distance	2610 (8'7")
B Overall length of crawler	3340 (10'11")
C Ground clearance of counterweight	900 (2'11")
D Tail swing radius	2130 (7'0")
D' Rear-end length	2110 (6'11")
E Overall width of upperstructure	2475 (8'1")
F Overall height of cabin	2800 (9'2")
G Min. ground clearance	440 (1'5")
H Track gauge	1990 (6'6")
M Ground Clearance of blade up	500 (1' 8")
N Depth of blade down	520 (1' 8")
O Height of blade	550 (1' 10")
Width of blade	2500 (8' 2")

	※ 4300 (14' 1") Mono boom		
Boom length	1960 (6' 5")	※ 2260 (7' 5")	2810 (9' 3")
I Overall length	7620 (25' 0")	7650 (25' 1")	7610 (25' 0")
J Overall height of boom	2550 (8' 4")	2720 (8' 11")	3060 (10' 0")
K Track shoe width	500 (20")	600 (24")	700 (28")
L Overall width	2490 (8' 2")	2590 (8' 6")	2690 (8' 10")

※ Standard equipment

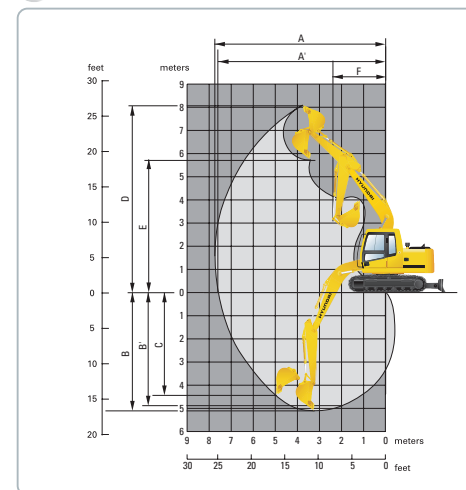
## Working ranges R110-7



	※ 4300 (14' 1") mono boom		
Boom length	1960 (6' 5")	※ 2260 (7' 5")	2810 (9' 3")
Arm length	7460 (24' 6")	7740 (25' 5")	8270 (27' 2")
A Max. digging reach	7460 (24' 6")	7740 (25' 5")	8270 (27' 2")
A' Max. digging reach on ground	7320 (24' 0")	7610 (25' 0")	8140 (26' 8")
B Max. digging depth	4770 (15' 8")	5090 (16' 8")	5620 (18' 5")
B' Max. digging depth (8' level)	4510 (14' 10")	4870 (16' 0")	5410 (17' 9")
C Max. vertical digging depth	4070 (13' 4")	4430 (14' 6")	4940 (16' 2")
D Max. digging height	7900 (25' 11")	8070 (26' 6")	8460 (27' 9")
E Max. dumping height	5540 (18' 2")	5710 (18' 9")	6100 (20' 0")
F Min. swing radius	2340 (7' 8")	2380 (7' 10")	2510 (8' 3")

※ Standard equipment

## Working ranges R110D-7



	※ 4300 (14' 1") mono boom		
Boom length	1960 (6' 5")	※ 2260 (7' 5")	2810 (9' 3")
Arm length	7460 (24' 6")	7740 (25' 5")	8270 (27' 2")
A Max. digging reach	7460 (24' 6")	7740 (25' 5")	8270 (27' 2")
A' Max. digging reach on ground	7320 (24' 0")	7610 (25' 0")	8140 (26' 8")
B Max. digging depth	4770 (15' 8")	5090 (16' 8")	5620 (18' 5")
B' Max. digging depth (8' level)	4510 (14' 10")	4870 (16' 0")	5410 (17' 9")
C Max. vertical digging depth	4070 (13' 4")	4430 (14' 6")	4940 (16' 2")
D Max. digging height	7900 (25' 11")	8070 (26' 6")	8460 (27' 9")
E Max. dumping height	5540 (18' 2")	5710 (18' 9")	6100 (20' 0")
F Min. swing radius	2340 (7' 8")	2380 (7' 10")	2510 (8' 3")

※ Standard equipment

